
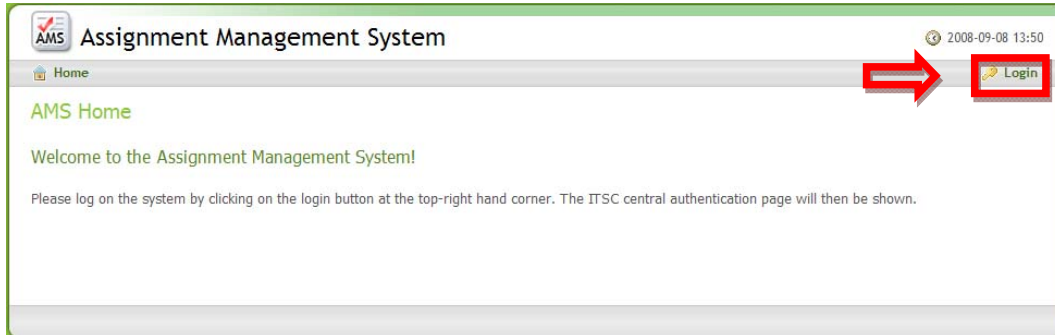


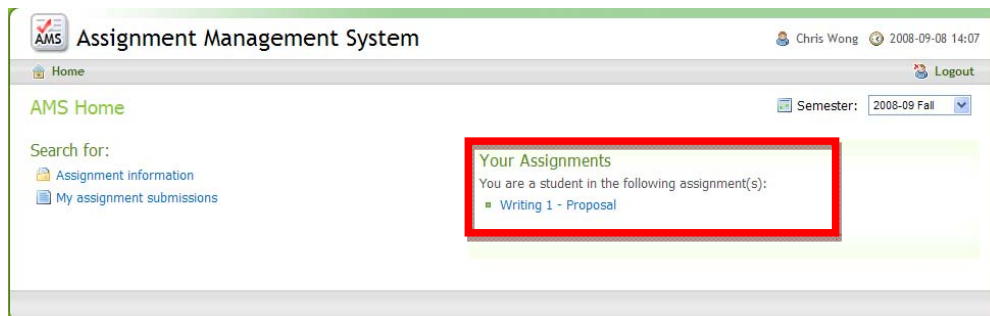
For Students: How to submit an assignment through the Assignment Management System(AMS)

1. Open a web browser, go to the website: <http://ams.ust.hk> , and login by clicking on  at the top right corner:

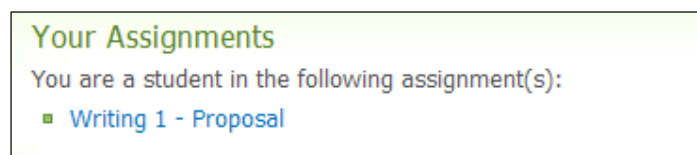


2. Login using your ITSC account:

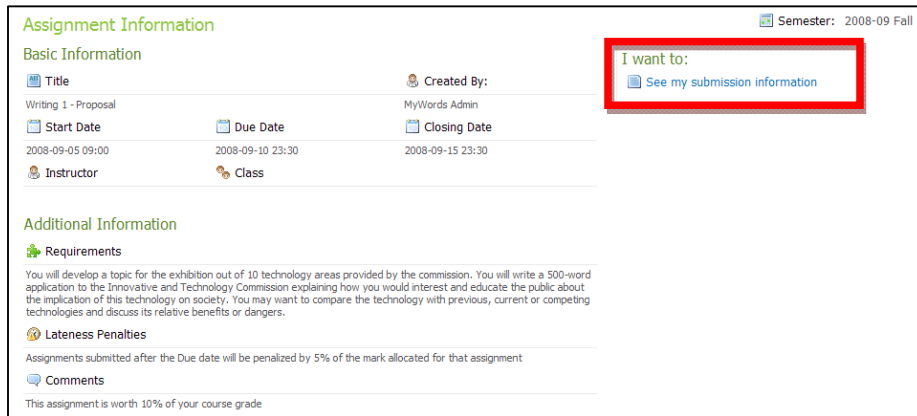
3. After login, you will see the following screen:



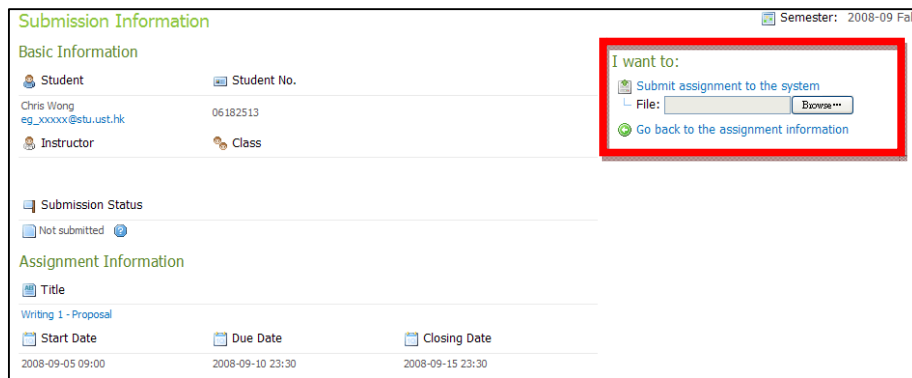
4. Click on the assignment which will be submitted. For example: ■ [Writing 1 - Proposal](#)



5. Then you will see Assignment Information which is shown below:

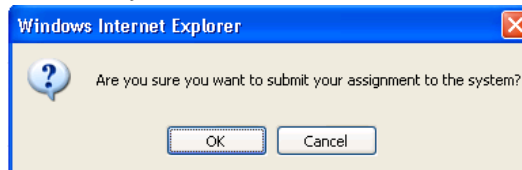


6. Click on [See my submission information](#) to see the Submission Information as below:



7. Click on [Browse...](#) to choose your assignment and click on [Submit assignment to the system](#) to submit your assignment.

8. You will be asked to confirm for your submission. Click OK to confirm.



9. After submission, you will see the page shown below. The Submission Status will change to *Submitted* if you succeed in submitting the assignment. Please make sure that you check the Submission Status before quitting the system.

